

**REPORTS OF THE DIRECTOR  
OF  
THE BUREAU OF TAX SERVICES**

**VALUATION – TOWN AND CITIES – 2018**

**CHARGEBACKS – TOWNS AND CITIES – 2018**

**EQUALIZATION TABLE AND LEVY APPORTIONMENT – 2018**




**SCHEDULE OF REAL PROPERTY TAXES  
AND ASSESSMENTS BY THE COUNTY LEGISLATURE  
FOR COLLECTION DURING THE YEAR 2019**

**RATES AND SPECIAL DISTRICT TAXES FOR YEAR 2019**

**WILLIAM J. FILM  
DIRECTOR**

**DECEMBER 31, 2018**



Rensselaer County  
EQUALIZATION TABLE AND LEVY APPORTIONMENT  
2019 TAX ROLL

CITY OR TOWN	COUNTY APPORTIONMENT TOTAL	EQ. RATE	FULL VALUE	PERCENT OF TOTAL	SHARE OF COUNTY BUDGET
TROY (CITY)	1,840,256,123	100.00	1,840,256,123	16.2486%	10,468,336.94
RENSSELAER (CITY)	125,210,035	24.60	508,983,882	4.4941%	2,895,365.88
BERLIN	41,846,987	30.09	139,072,738	1.2280%	791,118.30
BRUNSWICK	293,688,903	25.50	1,151,721,188	10.1692%	6,551,591.01
EAST GREENBUSH	1,669,504,577	100.00	1,669,504,577	14.7410%	9,497,013.08
GRAFTON	19,718,879	8.90	221,560,438	1.9563%	1,260,351.37
HOOSICK	447,684,013	100.00	447,684,013	3.9529%	2,546,660.24
NASSAU	278,489,501	76.00	357,037,822	3.1525%	2,031,017.41
NORTH GREENBUSH	287,646,643	23.55	1,221,429,482	10.7847%	6,948,128.16
PETERSBURGH	72,815,833	63.75	114,220,915	1.0085%	649,748.15
PITTSTOWN	263,297,909	67.50	390,070,976	3.4442%	2,218,927.23
POESTENKILL	89,006,362	24.50	363,291,273	3.2077%	2,066,590.31
SAND LAKE	775,867,983	99.00	783,705,033	6.9198%	4,458,123.12
SCHAGHTICOKE	151,171,731	23.44	644,930,593	5.6945%	3,668,701.70
SCHODACK	1,195,161,221	98.00	1,219,552,266	10.7681%	6,937,449.58
STEPHENTOWN	252,575,729	100.00	252,575,729	2.2301%	1,436,782.52
	<u>7,803,942,429</u>		<u>11,325,597,050</u>	<u>100.00%</u>	<u>64,425,905.00</u>



VALUATIONS  
2019 (TAX ROLL)

<u>CITY OR TOWN</u>	<u>ASSESSED VALUATION LAND</u>	<u>ASSESSED VALUATION TOTAL</u>	<u>LESS COUNTY EXEMPT</u>	<u>TAXABLE FOR COUNTY PURPOSES</u>	<u>TAXABLE FOR TOWN PURPOSES</u>
TROY (CITY)	409,458,718	3,278,742,166	1,504,263,247	1,774,478,919	
RENSSELAER (CITY)	29,235,896	371,933,186	250,127,999	121,805,187	
BERLIN	11,401,975	50,256,038	10,721,788	39,534,250	40,020,683
BRUNSWICK	45,395,072	312,174,106	32,850,481	279,323,625	279,693,907
EAST GREENBUSH	324,246,320	2,027,334,577	418,252,730	1,609,081,847	1,611,359,461
GRAFTON	8,073,464	21,293,109	2,486,324	18,806,785	18,920,949
HOOSICK	113,335,831	514,784,213	116,766,858	398,017,355	405,015,010
NASSAU	76,640,813	289,881,858	24,802,273	265,079,585	266,025,273
NORTH GREENBUSH	46,871,156	394,985,387	119,139,669	275,845,718	276,522,580
PETERSBURGH	26,470,187	75,969,233	10,041,151	65,928,082	67,458,382
PITSTOWN	59,535,538	268,406,559	28,619,744	239,786,815	241,774,591
POESTENKILL	13,858,215	94,084,912	8,616,190	85,468,722	85,993,682
SAND LAKE	210,390,518	821,060,583	75,718,516	745,342,067	745,801,560
SCHAGHTICOKE	41,511,493	157,478,706	19,068,140	138,410,566	138,658,193
SCHODACK	325,628,845	1,252,638,272	120,600,740	1,132,037,532	1,132,037,532
STEPHENTOWN	<u>82,967,978</u>	<u>258,044,351</u>	<u>17,561,739</u>	<u>240,482,612</u>	<u>241,515,475</u>
<b>TOTALS</b>	<b>1,825,022,019</b>	<b>10,189,067,256</b>	<b>2,759,637,589</b>	<b>7,429,429,667</b>	<b>5,550,797,278</b>



TOWN & CITY CHARGE BACKS 2018  
2019 TAX ROLL

<u>CITY OR TOWN</u>	<u>ASSESSMENT &amp; TAX ROLL</u>	<u>ELECTION EXPENSES</u>	<u>TOWN &amp; CITY ACCOUNT</u>	<u>H.V.C.C.</u>	<u>OTHER COMMUNITY COLLEGES</u>	<u>TOTALS</u>
TROY (CITY)	63,991.96	208,499.48	0.00	1,879,303.81	216,908.66	2,368,703.91
RENSSELAER (CITY)	32,942.02	57,667.45	123.67	237,267.28	42,294.98	370,295.40
BERLIN	17,066.01	15,756.82	0.00	48,171.99	4,680.98	85,675.80
BRUNSWICK	41,984.09	130,489.05	3,211.50	371,046.32	94,959.30	641,690.26
EAST GREENBUSH	47,217.92	189,153.47	3,247.10	536,273.86	72,189.73	848,082.08
GRAFTON	20,040.62	25,102.61	2,856.87	27,908.55	20,653.33	96,561.98
HOOSICK	30,626.06	50,722.22	1,754.63	179,871.93	27,092.22	290,067.06
NASSAU	26,576.80	40,452.09	(427.28)	153,130.29	45,111.21	264,843.11
NORTH GREENBUSH	46,742.30	138,366.94	6,435.08	377,797.94	18,014.99	587,377.25
PETERSBURGH	14,166.84	12,941.13	5.88	52,790.87	6,031.99	85,936.71
PITSTOWN	23,974.78	44,194.72	(189.69)	204,182.30	43,465.97	315,628.08
POESTENKILL	22,146.73	41,160.60	(199.75)	189,730.70	13,368.67	266,206.95
SAND LAKE	36,063.89	88,793.12	(94.34)	325,997.72	29,678.23	480,438.62
SCHAGHTICOKE	33,159.59	73,070.10	(408.00)	223,757.30	80,872.83	410,451.82
SCHODACK	48,433.47	136,174.25	30,958.59	406,497.30	77,051.56	701,115.17
STEPHENTOWN	<u>19,598.64</u>	<u>26,616.62</u>	<u>(31.12)</u>	<u>50,596.84</u>	<u>15,226.66</u>	<u>114,007.84</u>
TOTALS	524,731.72	1,283,180.67	47,243.14	5,264,325.00	807,601.31	7,927,081.84




RENSSELAER COUNTY  
 SCHEDULE OF APPORTIONMENT OF REAL PROPERTY TAXES LEVIED BY THE COUNTY LEGISLATURE FOR COLLECTION DURING 2019

COUNTY TAXES & ASSESSMENTS:	TOTALS	RENSSELAER COUNTY									
		TROY	RENSSELAER	BERLIN	BRUNSWICK	GREENBUSH	GRAFTON	HOOSICK	EAST		
COUNTY TAX - GENERAL	64,403,832.03	10,468,336.94	2,894,717.72	791,118.30	6,547,913.11	9,490,047.12	1,260,351.37	2,546,660.24			
OMITTED TAXES - GENERAL	22,072.97	-	648.16	-	-	-	-	6,965.98			
PRO-RATED TAXES - GENERAL	64,425,905.00	10,468,336.94	2,895,365.88	791,118.30	6,551,591.01	9,497,013.08	1,260,351.37	2,546,660.24			
CHARGE BACKS:											
HUDSON VALLEY COMMUNITY COLLEGE	5,284,325.00	1,879,303.81	237,267.28	48,171.99	371,046.32	536,273.86	27,908.55	179,871.93			
OTHER COMMUNITY COLLEGES	807,601.31	218,908.66	42,294.98	4,680.98	94,959.30	72,189.73	20,653.33	27,092.22			
ELECTION EXPENSES	1,283,180.67	208,499.48	57,667.45	15,756.82	130,489.05	189,153.47	25,102.61	50,722.22			
TAX & ASSESSMENT ROLLS	524,731.72	63,991.96	32,942.02	17,086.01	41,984.09	47,217.92	20,040.62	30,626.06			
TOWN / CITY ACCOUNT	47,243.23	-	123.76	-	3,211.50	3,247.10	2,856.87	1,754.63			
COUNTY SEWER SHOP	308.78	308.78	-	-	-	-	-	-			
RETURNED COUNTY SEWER	1,184,402.02	728,213.89	171,528.72	-	51,419.47	1,472.72	-	-			
RELEVIED SCHOOL TAXES	8,073,254.01	800,604.08	-	173,922.10	860,437.32	853,141.32	321,989.73	791,816.58			
RETURNED VILLAGE WATER	42,752.52	-	-	-	-	-	-	41,371.18			
RELEVIED VILLAGE TAXES	430,436.26	-	-	-	-	-	-	304,806.88			
RETURNED VILLAGE SEWER	12,675.89	-	-	-	-	-	-	12,675.89			
TOTAL TO COUNTY	82,096,816.41	14,386,167.60	3,437,190.09	1,050,716.20	8,105,138.06	11,199,709.20	1,678,903.08	3,987,397.83			
TOWN TAXES & ASSESSMENTS											
TOWN TAX - GENERAL	15,225,322.38	-	-	100,560.00	926,696.22	4,626,581.67	124,307.00	755,427.00			
GENERAL - TOWN OUTSIDE VILLAGE	-	-	-	-	-	-	-	-			
HIGHWAY - TOWNWIDE	9,416,405.91	-	-	564,216.00	1,475,503.93	2,251,746.86	623,956.00	666,620.00			
HIGHWAY - OUTSIDE VILLAGE	3,856,552.05	-	-	-	1,344.85	4,984.67	-	-			
PRO-RATED TAXES	11,130.14	-	-	-	-	-	-	-			
OMITTED TAXES	-	-	-	-	-	-	-	-			
SPECIAL ASSESSMENT	243,431.44	-	-	-	36,256.50	24,974.94	-	-			
SPECIAL DISTRICTS											
AMBULANCE DISTRICTS	1,601,717.00	-	-	-	-	650,067.00	-	-			
FIRE DISTRICTS	8,732,127.00	-	-	217,600.00	609,394.00	1,470,578.00	99,080.00	502,915.00			
FIRE PROTECTION DISTRICTS	2,237,175.00	-	-	-	1,178,005.00	123,590.00	-	317,623.00			
LIBRARY DISTRICTS	2,473,116.32	-	-	-	-	1,680,206.00	-	95,000.00			
LIGHTING DISTRICTS	184,149.00	-	-	8,000.00	-	-	-	-			
REFUSE DISTRICTS	1,115,340.00	-	-	-	-	-	-	-			
SEWER DISTRICTS	1,743,166.00	-	-	-	13,188.00	1,045,272.00	-	-			
WATER DISTRICTS	3,718,685.02	-	-	8,282.00	460,391.00	475,058.00	-	-			
RETURNED TOWN SEWER	251,604.17	-	-	-	4,734.20	103,200.06	-	-			
RETURNED TOWN WATER	455,206.76	-	-	6,882.32	96,071.06	127,649.88	-	-			
RETURNED SOLID WASTE	-	-	-	-	-	-	-	-			
TOTAL TO TOWN SUPERVISOR	51,265,128.19	-	-	905,550.32	4,803,684.76	12,563,908.88	847,345.00	2,337,565.00			
GRAND TOTAL:	133,361,944.60	14,366,167.60	3,437,190.09	1,956,266.52	12,908,722.82	23,783,618.08	2,526,248.08	6,324,962.83			



SCHEDULE OF APPORTIONMENT OF REAL PROPERTY TAXES LEVIED BY THE COUNTY LEGISLATURE FOR COLLECTION DURING 2018  
 RENSSELAER COUNTY

	NORTH									
	NASSAU	GREENBUSH	PETERSBURGH	PITSTOWN	POESTENKILL	SAND LAKE	SCHAGHTICOKE	SCHODACK	STEPHENTOWN	
COUNTY TAXES & ASSESSMENTS:										
COUNTY TAX - GENERAL	2,031,017.41	6,948,128.16	649,748.15	2,218,927.23	2,086,590.31	4,456,123.12	3,668,701.70	6,937,449.58	1,436,782.52	1,029.80
OMITTED TAXES	-	-	-	2,707.71	1,433.97	4,081.92	-	-	-	-
PRO-RATED TAXES	-	-	-	-	-	-	-	-	-	-
TOTAL: COUNTY LEVY	2,031,017.41	6,948,128.16	649,748.15	2,218,927.23	2,086,590.31	4,456,123.12	3,668,701.70	6,937,449.58	1,436,782.52	1,029.80
CHARGEBACKS:										
HUDSON VALLEY COMMUNITY COLLEGE	153,130.29	377,797.94	52,790.87	204,182.30	189,730.70	325,997.72	223,757.30	406,497.30	50,596.84	-
OTHER COMMUNITY COLLEGES	45,111.21	18,014.99	6,031.99	43,465.97	13,368.67	29,678.23	80,872.83	77,051.56	15,226.86	-
ELECTION EXPENSES	40,452.09	136,386.94	12,941.13	44,194.72	41,160.60	88,793.12	73,070.10	138,174.25	28,616.62	-
TAX & ASSESSMENT ROLLS	26,576.80	46,742.30	14,166.84	23,974.78	22,146.73	36,063.89	33,159.59	48,433.47	19,598.64	-
TOWN / CITY ACCOUNT	(427.28)	6,435.08	5.88	(189.69)	(199.75)	(94.34)	(408.00)	30,958.59	(31.12)	-
COUNTY SEWER SHOP	-	-	-	-	-	-	-	-	-	-
RETURNED COUNTY SEWER	4,761.14	104,941.16	-	-	-	95,961.37	26,103.56	-	-	-
RELIEVED SCHOOL TAXES	403,879.84	646,051.25	200,340.40	447,523.82	291,118.62	544,461.59	315,441.54	1,042,160.17	380,365.85	-
RETURNED VILLAGE WATER	1,381.34	-	-	-	-	-	-	-	-	-
RELIEVED VILLAGE TAXES	50,507.12	-	-	9,877.98	-	-	20,314.57	44,929.71	-	-
RETURNED VILLAGE SEWER	-	-	-	-	-	-	-	-	-	-
TOTAL TO COUNTY	2,756,389.96	8,286,497.82	936,025.26	2,991,967.11	2,623,915.88	5,578,984.70	4,441,013.18	8,725,654.63	1,931,155.81	-
TOWN TAXES & ASSESSMENTS										
TOWN TAX - GENERAL	296,974.00	1,356,111.00	351,570.00	1,408,354.24	42,226.53	206,733.21	1,010,251.00	3,837,367.21	180,163.30	-
GENERAL - TOWN OUTSIDE VILLAGE	-	1,579,843.00	294,843.00	470,064.46	804,413.35	1,435,953.48	338,201.00	1,428,089.59	680,771.49	-
HIGHWAY - OUTSIDE VILLAGE	658,754.00	-	-	1,103.30	498.96	1,552.95	-	1,084.20	581.21	-
PRO-RATED TAXES	-	-	-	-	-	-	-	-	-	-
OMITTED TAXES	-	-	-	-	-	-	-	-	-	-
SPECIAL ASSESSMENT	-	182,200.00	-	-	-	-	-	-	-	-
SPECIAL DISTRICTS										
AMBULANCE DISTRICTS	104,000.00	290,000.00	-	-	-	-	-	237,000.00	-	-
FIRE DISTRICTS	350,227.00	1,310,481.00	105,000.00	672,721.00	320,407.00	1,433,662.00	971,270.00	852,199.00	137,000.00	-
FIRE PROTECTION DISTRICTS	85,000.00	-	-	52,360.00	-	-	110,190.00	50,000.00	-	-
LIBRARY DISTRICTS	79,500.00	313,563.00	-	-	71,250.96	138,596.36	-	-	95,000.00	-
LIGHTING DISTRICTS	-	36,369.00	10,000.00	13,100.00	-	72,980.00	30,300.00	11,400.00	-	-
REFUSE DISTRICTS	-	-	-	547,810.00	-	-	567,530.00	-	-	-
SEWER DISTRICTS	-	346,602.00	-	-	-	101,427.00	183,964.00	52,713.00	-	-
WATER DISTRICTS	-	1,720,070.02	-	-	276,741.00	48,230.55	259,661.00	516,472.00	-	-
RETURNED TOWN SEWER	21,114.40	35,805.00	-	-	-	-	25,049.41	13,470.55	-	-
RETURNED TOWN WATER	-	134,802.95	8,204.40	-	-	-	67,807.74	11,788.41	-	-
RETURNED SOLID WASTE	-	-	-	-	-	-	-	-	-	-
TOTAL TO TOWN SUPERVISOR	1,595,569.40	7,309,846.97	769,617.40	3,165,513.00	1,517,537.80	3,439,135.55	3,684,874.15	7,011,563.96	1,093,496.00	-
GRAND TOTAL:	4,351,959.36	15,596,344.79	1,705,642.66	6,157,470.11	4,141,453.68	9,018,120.25	8,325,887.33	15,737,218.59	3,024,651.81	-



**Rensselaer County Legislators by District**  
**518-270-2880**

**District #1**                      **City of Troy**

Peter Grimm  
Cynthia B. Doran  
Mark Fleming  
Bobby Burns  
Erin Sullivan-Teta  
Carole Claren-Weaver

**District #2**                      **East Greenbush, North Greenbush, Poestenkill, Wynantskill**

Kelly Hoffman  
Thomas Grant  
Robert Bayly  
Leon B. Fiacco

**District #3**                      **Alkens Corners, Boyntonville, Brunswick, Cropseyville, Eagle Mills,  
Haynersville, Johnsonville, Melrose, Pittstown, Pleasantdale,  
Raymertown, Schaghticoke, Speigletown, Valley Falls**

Kenneth H. Herrington  
Todd Tesman  
Daniel F. Casale

**District #4**                      **Averill Park, Brainard, Bookview, Castleton, East Schodack, East Nassau,  
Hoag Corners, Nassau, Sand Lake, Schodack, Schodack Center, Schodack  
Landing, South Schodack, Taborton, West Sand Lake**

Scott Bendett  
Charles Peter  
Robert Loveridge

**District #5**                      **Babcock Lake, Berlin, Buskirk, Cherry Plain, Eagle Bridge, Grafton,  
Hoosick, Hoosick Falls, North Hoosick, Petersburg, Stephentown**

Bruce Patire  
Jeffrey Wysocki

**District #6**                      **City Of Rensselaer**

Michael E. Stammel

**Rensselaer County-City/Town Assessor's & Tax Collector's**

<b>City of Rensselaer</b> 62 Washington Street Rensselaer, NY 12144	City Assessor: City Tax Collector:	Brian Jackson Michael Mizener	518-462-5421 518-462-6424
<b>City of Troy</b> 433 River Street Troy, NY 12180	City Assessor City Treasurer	Sharon Martin	518-279-7126 518-279-7115
<b>Town of Berlin</b> 17563 NY 22 Berlin, NY 12022	Board of Assessor's:  Town Collector	Patti Baretsky Stanley Pettibone David McNally Nancy Sweeney	518-658-2162 518-658-2162 518-658-2162 518-658-2162
<b>Town of Brunswick</b> 336 Town Office Road Troy, NY 12180	Town Assessor Tax Collector	Steven Rooney Jayne Tarbox	518-279-3461 518-279-3461
<b>Town of East Greenbush</b> 225 Columbia Turnpike Rensselaer, NY 12144	Town Assessor Tax Collector	Sue McCarthy Toni Murphy	518-477-9710 518-477-4810
<b>Town of Grafton</b> 2379 NY 2 Grafton, NY 12082	Town Assessor Tax Collector	David Galameau Mary Gentner	518-279-3565 518-279-1273
<b>Town of Hoosick</b> 80 Church Street Hoosick Falls, NY 12090	Town Assessor Tax Collector	Anthony Rice Holly Cross	518-686-5733 518-686-4571
<b>Town of Nassau</b> 29 Church Street Nassau, NY 12123	Town Assessor Tax Collector	David Galameau Heather Werner	518-766-2343 518-766-2343
<b>Town of North Greenbush</b> 2 Douglas Street Wynantskill, NY 12198	Town Assessor Tax Collector	John Harkin Thomas McGrath	518-283-6175 518-283-6175
<b>Town of Petersburg</b> 65 Main Street Petersburgh, NY 12138	Town Assessor Tax Collector	Craig Surprise Emily Harrison	518-658-3777 518-658-0868
<b>Town of Pittstown</b> 97 Tomhannock Road Valley Falls NY 12185	Town Assessor Tax Collector	Michael Baker Judy Herrington	518-733-4222 518-733-4222
<b>Town of Poestenkill</b> 38 Davis Drive Poestenkill, NY 12140	Town Assessor Tax Collector	Brian Jackson Susan Horton	518-283-5100 518-283-5119
<b>Town of Sand Lake</b> 8428 Miller Hill Road Sand Lake, NY 12153	Town Assessor Tax Collector	Mike McGuire Jill Quell	518-674-2026 518-674-2026
<b>Town of Schodack</b> 265 Shuurman Road Castleton, NY 12033	Town Assessor Tax Collector	Karen Justice Katherine Lubbers	518-477-7932 518-477-7935
<b>Town of Schaghticoke</b> 290 Northline Drive Melrose, NY 123121	Town Assessor Tax Collector	David Jones Terry Jones	518-753-6915 518-753-6915
<b>Town of Stephentown</b> 26 Grange Hall Road Stephentown, NY 12168	Town Assessor Tax Collector	Jenifer VanDuesen Mary Grant	518-733-9195 518-733-6878

**Rensselaer County-School Tax Collector's**


<b>Averill Park CSD</b> 148 Gettle Road Averill Park, NY 12018	School Tax Collector	Yvonne Phillips	518-674-7086
<b>Berlin CSD</b> PO Box 259 Berlin, NY 12022-0259	School Tax Collector	Jean Barber	518-658-2515
<b>Brittonkill CSD</b> 3922 NY 2 Troy, NY 12180	School Tax Collector-Outside Town of Brunswick School Tax Collector -Town of Brunswick	Catrina Schumaker Jayne Tarbox	518-279-4600 518-279-3461
<b>Cambridge CSD</b> 58 South Park Street Cambridge, NY 12816	School Tax Collector	Catherine Eriksen	518-677-2653
<b>East Greenbush CSD</b> 29 Englewood Avenue East Greenbush, NY 12061	School Collector-All Towns except Town of Schodack School Collector -Town Schodack	Claudia Shields Katherine Lubbers	518-207-2524 518-477-7935
<b>Enlarged City School District of Troy</b> 475 First Street Troy, NY 12180	Treasurer	Sarah Conyers	518-328-5005
<b>Hoosic Valley CSD</b> 2 Pleasant Avenue Schaghticoke, NY 12154	School Tax Collector	Chris Nickerson	518-753-4458
<b>Hoosick Falls CSD</b> 21187 NY 22 Hoosick Falls, NY 12060	School Tax Collector	Andrew Nolan	518-686-7321
<b>Ichabod Crane CSD</b> 2910 Route 9 Valatie, NY 12184	School Tax Collector	Mindy Potts	518-758-7575
<b>Lansingburgh CSD</b> 576 5th Avenue Troy, NY 12182	School Tax Collector	Jane Luskin	518-233-8850
<b>Mechanicville City SD</b> 25 Kniskern Avenue Mechanicville, NY 12118	School Tax Collector	Debra Roberts	518-664-5727
<b>New Lebanon</b> 14686 State Rte 22 New Lebanon, NY 12126	School Tax Collector	Celeen Lawrence	518-794-9016
<b>North Greenbush Common</b> 48 North Greenbush Road Unit B Troy, NY 12180	School Tax Collector	Patricia Durivage	518-283-6748
<b>Rensselaer City SD</b> 25 Van Rensselaer Drive Rensselaer, NY 12144	School Tax Collector	Michael Mizener	518-462-6424
<b>Schodack CSD</b> 1477 South Schodack Road Castleton, NY 12033	School Tax Collector	Katherine Lubbers	518-477-7935
<b>Stillwater CSD</b> 1066 Hudson Avenue Stillwater, NY 12070	School Tax Collector	Carrie Urdang	518-373-6100
<b>Wynantskill Union Free SD</b> 25 East Avenue Troy, NY 12180	School Tax Collector	Denise Fitzgerald	518-283-4679

**Rensselaer County-Village Assessor's & Treasurer/Tax Collector's**

<b>Village of Castleton</b> 26 Van Buren Avenue Castleton, NY 12033	<b>Village Assessor:</b> <b>Tax Collector/Treasurer</b>	Karen Justice Padraic Ellis	518-477-7932 518-732-2211
<b>Village of East Nassau</b> PO Box 268 East Nassau, NY 12062	<b>Village Assessor:</b> <b>Tax Collector/Treasurer</b>	David Galameau Doris McCarthy	518-766-2343 518-794-0289
<b>Village of Hoosick Falls</b> 24 Main Street Hoosick Falls, NY 12090	<b>Village Assessor:</b> <b>Tax Collector/Treasurer</b>	Anthony Rice Denise McMahon	518-686-5733 518-686-7072
<b>Village of Nassau</b> 40 Malden Street Nassau, NY 12123	<b>Village Assessor:</b> <b>Tax Collector/Treasurer</b>	David Galameau Melissa Turner - Bulan	518-766-2343 518-766-3044
<b>Village of Schaghticoke</b> 163 Main Street Schaghticoke, NY 12154	<b>Village Assessor:</b> <b>Tax Collector/Treasurer</b>	David Jones Cheryl Jackson	518-753-8915 518-753-8100
<b>Village of Valley Falls</b> 11 Charles Street Valley Falls, NY 12185	<b>Village Assessor Town of Pittstown Side</b> <b>Village Assessor Town of Schahticoke Side</b> <b>Tax Collector/Treasurer</b>	Michael Baker David Jones Sue Craver	518-753-4222 518-753-6915 518-753-6230

**School Rates**  
(Rate per 1000 in Assessed Value)

<b>DISTRICT</b>	<b>TOWN</b>	<b><u>2018 RATE</u></b>	<b><u>2017 RATE</u></b>
<b>Averill Park Central</b>	Berlin	64.913433	70.766636
	Brunswick	76.597851	73.682116
	East Greenbush	19.532452	20.365554
	Nassau	25.041959	25.549878
	North Greenbush	82.940349	78.254276
	Poestenkill	79.728799	76.554955
	Sand Lake	19.729956	19.673333
	Schodack	19.931073	19.673125
<b>Berlin Central</b>	Stephentown	19.532452	16.673125
	Berlin	56.361852	58.233286
	Grafton	190.632730	189.242435
	Petersburgh	26.603524	26.831510
	Poestenkill	69.244081	63.025953
<b>Brunswick Central</b>	Stephentown	16.955828	16.192371
	Brunswick	72.050614	68.492174
	Grafton	206.453275	213.637907
	Pittstown	27.213580	29.881390
	Poestenkill	74.997308	71.157240
<b>Cambridge Central</b>	Schaghticoke	78.388828	80.207946
	Hoosick	17.185417	62.985354
	Pittstown	25.462511	28.303359
	Schaghticoke	73.317442	75.967178
<b>East Greenbush Central</b>	East Greenbush H	17.315469	17.968489
	East Greenbush NH	24.057157	24.485472
	Nassau H	22.632048	22.961919
	Nassau NH	29.630870	30.690205
	North Greenbush H	73.286376	68.854477
	North Greenbush NH	97.669893	93.533519
	Sand Lake H	18.079968	17.957973
	Sand Lake NH	23.041222	23.297787
	Schodack H	17.815007	17.533066
	Schodack NH	23.917067	24.143893
<b>Hoosic Valley Central</b>	Pittstown	25.426820	27.024616
	Schaghticoke	73.221391	72.539671
	Cambridge	17.162885	16.540642
	Easton	809.628321	780.049466
<b>Hoosick Falls Central</b>	Grafton	220.091587	229.812795
	Hoosick	19.570691	71.471715
	Petersburgh	30.698880	32.566945
	Pittstown	28.993387	32.114626
<b>Lansingburgh Central</b>	Brunswick	76.622900	73.918200
	Troy	20.048800	19.736200
	Pittstown	31.205000	32.256000
	Schaghticoke	86.532600	86.562100
<b>New Lebanon Central</b>	Nassau	16.7244630	17.5444526
	Stephentown	13.0450810	13.5969507
<b>North Greenbush Com</b>	North Greenbush	21.368832	21.656389
<b>Schodack Central</b>	Schodack	24.035842	23.634660
<b>Wynantskill Union Free</b>	Brunswick	77.660000	73.448276
	North Greenbush	84.089365	76.935912
	Poestenkill	80.830000	74.136691
	Nassau	21.900718	23.327293
<b>Ichabod Crane Central</b>	Schodack	17.431925	17.962016
	Schaghticoke	69.163586	68.082898
<b>Mechanicville Central</b>	Schaghticoke	56.214889	56.806134
<b>Stillwater Central</b>	Schaghticoke	59.124885	54.782124
<b>Rensselaer City S D</b>	Rensselaer	59.124885	54.782124
<b>Troy Enlarged CSD</b>	Troy	21.733053	21.672962
	Brunswick	85.227658	81.172142



**Village Tax Rates**  
(Rate is per 1000 in Assessed Value)

	<u>6/1/2018</u>	<u>6/1/2017</u>
CASTLETON	5.130412	5.028971
EAST NASSAU	1.769999	1.787228
HOOSICK FALLS	58.653878	56.427762
NASSAU - Nassau	5.056915	4.993167
NASSAU - Schodack	5.056915	4.993167
SCHAGHTICOKE	16.649999	16.150000
VALLEY FALLS - Pittstown	3.629852	3.343675
VALLEY FALLS - Schaghticoke	10.453036	9.022894



**CITY OF TROY**

<b>HUDSON VALLEY COMMUNITY COLLEGE</b>	<b>1,879,303.81</b>
<b>OTHER COMMUNITY COLLEGE S</b>	<b>216,908.66</b>
<b>ELECTION EXPENSES</b>	<b>208,499.48</b>
<b>TAX AND ASSESSMENT ROLLS</b>	<b>63,991.96</b>
<b>TOWN AND CITY ACCOUNT</b>	<b><u>.00</u></b>
<b>TOTAL CHARGE BACKS</b>	<b>2,368,703.91</b>



**CITY OF RENSSELAER**

HUDSON VALLEY COMMUNITY COLLEGE	237,267.28
OTHER COMMUNITY COLLEGES	42,294.98
ELECTION EXPENSES	57,667.45
TAX AND ASSESSMENT ROLLS	32,942.02
TOWN AND CITY ACCOUNT	<u>123.76</u>
TOTAL CHARGE BACKS	370,295.49



**BERLIN**

HUDSON VALLEY COMMUNITY COLLEGE	48,171.99
OTHER COMMUNITY COLLEGES	4,680.98
ELECTION EXPENSES	15,756.82
TAX AND ASSESSMENT ROLLS	17,066.01
TOWN AND CITY ACCOUNT	<u>0.00</u>
TOTAL CHARGE BACKS	85,675.80



**BRUNSWICK**

HUDSON VALLEY COMMUNITY COLLEGE	371,046.32
OTHER COMMUNITY COLLEGE S	94,959.30
ELECTION EXPENSES	130,489.05
TAX AND ASSESSMENT ROLLS	41,984.09
TOWN AND CITY ACCOUNT	<u>3,211.50</u>
TOTAL CHARGE BACKS	641,690.26

FINANCE COMMITTEE SLIP  
TOWN OF EAST GREENBUSH 2019

	VALUATION	RATE	AMOUNT TO BE RAISED	AMOUNT RAISED
N Y MANDATES COUNTY	1,609,081,847	5.897802	9,490,047.12	9,490,046.43
CHARGE BACKS COUNTY	1,611,359,461	0.525873	847,371.09	847,370.36
TOWN OF EAST GREENBUSH	1,611,359,461	2.871229	4,626,581.67	4,626,581.99
HIGHWAY - EAST GREENBUSH	1,611,359,461	1.397420	2,251,746.66	2,251,745.40
SUB TOTAL		10.692324	17,215,746.54	17,215,744.18
SPECIAL DISTRICTS				
AS001-BRUEN RESCUE	1,851,283,686	0.351144	650,067.00	650,067.27
FD007-EAST GREENBUSH FIRE	918,912,760	0.876036	805,000.00	805,000.47
FD008-CLINTON HEIGHTS FIRE	728,598,057	0.913506	665,578.00	665,578.83
FD009-BEST LUTHER FIRE F.P.D.	188,326,833	0.608093	114,520.00	114,520.26
FD010-THIRD AVE FIRE F.P.D.	13,330,322	0.680540	9,070.00	9,071.80
PL001- E G LIBRARY	1,851,283,686	0.907590	1,680,206.00	1,680,206.87
SD005-HAMPTON MANOR #2	5,671,000	0.127500	723.05	723.14
SD006-HAMPTON MANOR #3	10,114,500	0.229500	2,321.28	2,321.29
SD007-HAMPTON MANOR MAINT	134,338,900	1.403939	188,603.67	188,603.69
SD008- COUSE SEWER	236,700,920	0.420152	99,450.37	99,450.79
SD009 COUSE SEWER NO MAINT	4,405,900	0.191250	842.63	842.65
SD010-GENERAL SEWER	243937.42 units	1.602366	390,877.00	390,876.72
SD015-THIRD AVE SEWER	456,402,350	0.786464	358,944.14	358,944.14
SD016-THIRD AVE NO MAINT	18,352,200	0.191250	3,509.86	3,509.85
WD008-EG CONSOL GEN WATER	8280.5 UN	57.370691	475,058.00	475,055.61
PR001- PRO RATED TAXES	DUE COUNTY		7,676.95	7,676.95
	DUE TOWN		4,984.67	4,984.67
RS001-RETURNED TOWN SEWER			103,200.06	103,200.06
RS002-RETURNED CO SEWER			1,472.72	1,472.72
RW001-RETURNED TOWN WATER			127,649.88	127,649.88
RELEVIED SCHOOL TAXES			853,141.32	853,141.32
DR001 - DEMOLITION & REMOVAL			22,873.00	22,873.00
SR002 - SECURE RESID DRAIN			2,101.94	2,101.94
TOTAL			23,783,618.08	23,783,618.10
SURPLUS				0.02

**EAST GREENBUSH**

HUDSON VALLEY COMMUNITY COLLEGE	536,273.86
OTHER COMMUNITY COLLEGES	72,189.73
ELECTION EXPENSES	189,153.47
TAX AND ASSESSMENT ROLLS	47,217.92
TOWN AND CITY ACCOUNT	<u>3,247.10</u>
TOTAL CHARGE BACKS	848,082.08



**GRAFTON**

HUDSON VALLEY COMMUNITY COLLEGE	27,908.55
OTHER COMMUNITY COLLEGES	20,653.33
ELECTION EXPENSES	25,102.61
TAX AND ASSESSMENT ROLLS	20,040.62
TOWN AND CITY ACCOUNT	<u>2,856.87</u>
TOTAL CHARGE BACKS	96,561.98



**HOOSICK**

HUDSON VALLEY COMMUNITY COLLEGE	179,871.93
OTHER COMMUNITY COLLEGES	27,092.22
ELECTION EXPENSES	50,722.22
TAX AND ASSESSMENT ROLLS	30,626.06
TOWN AND CITY ACCOUNT	<u>1,754.63</u>
TOTAL CHARGE BACKS	290,067.06



**NASSAU**

HUDSON VALLEY COMMUNITY COLLEGE	153,130.29
OTHER COMMUNITY COLLEGE S	45,111.21
ELECTION EXPENSES	40,452.09
TAX AND ASSESSMENT ROLLS	26,576.80
TOWN AND CITY ACCOUNT	<u>-427.28</u>
TOTAL CHARGE BACKS	264,843.11

FINANCE COMMITTEE SLIP  
TOWN OF NORTH GREENBUSH 2019

	VALUATION	RATE	AMOUNT TO BE RAISED	AMOUNT RAISED
N Y MANDATES COUNTY	275,845,718	25.188458	6,948,128.16	6,948,127.78
CHARGE BACKS COUNTY	276,522,580	2.124158	587,377.25	587,377.22
TOWN OF NORTH GREENBUSH	276,522,580	4.911393	1,358,111.00	1,358,111.07
HIGHWAY - N. GREENBUSH	276,522,580	5.713251	1,579,843.00	1,579,842.99
SUB TOTAL			10,473,459.41	10,473,459.06
SPECIAL DISTRICTS				
AS003-N.G. AMBULANCE DIST	338,263,282	0.857320	290,000.00	290,000.15
FD018-N. GREENBUSH FIRE	338,257,382	3.874212	1,310,481.00	1,310,480.11
HD004-ROUTE 4 HIGHWAY DIST			182,200.00	182,200.00
LT006-WYNANTSKILL LIGHT	42,937,103	0.738289	31,700.00	31,700.02
LT007-MT. VIEW LIGHT #2	753,788	0.788019	594.00	593.98
LT008-SHARPE MILHIZER	5,530,020	0.777574	4,300.00	4,300.08
LT009-VAN ALLEN LIGHT	947,500	1.240105	1,175.00	1,174.97
LT022-HAMPTON PLACE LT #5	1.00 UNIT	600.000000	600.00	600.00
PL002-N.G.PUBLIC LIBRARY	338,263,282	0.926979	313,563.00	313,562.59
SD011-WYNANTSKILL RENTAL	1,341.00 UNITS	100.911260	135,322.00	135,320.63
SD019-SNYDERS LAKE SEWER	654.80 UNITS	94.806047	62,079.00	62,080.86
SD028-BLOOMINGROVE SEWER			47,429.00	47,429.00
SD029-GLENMORE ROAD	86.00 UNIT	60.046511	5,164.00	5,164.22
SD033-DANIELLA PLACE	67.6 UNITS	60.044378	4,059.00	4,058.75
SD034-RCW&SA	235.0 UNITS	60.051063	14,112.00	14,111.98
SD035-ROUTE 4 SEWER	502.20 UNITS	60.049780	30,157.00	30,157.03
SD043-WINTER ST SEWER	144.80 UNITS	60.048342	8,695.00	8,695.24
SD221-R.P.I. #7	384.20 UNITS	60.049453	23,071.00	23,071.08
VA001-VAN ALLEN SEWER #6	275.00 UNITS	60.050909	16,514.00	16,513.95
WD031-SUPER FUND WATER	107.00 UNITS	69.810000	7,469.67	7,469.67
WD032-NON SUPER FUND	387.00 UNITS	69.810000	27,016.47	27,016.47
WD033-WATER VACANT LAND	11.20 UNITS	69.808900	781.86	781.76
WD036-WATER DIST #5B	36.40 UNITS	283.983516	10,337.00	10,336.88
WD045-WATER DIST #6	500.40 UNITS	263.303357	131,757.00	131,756.32
WD047-WATER DIST #11	145.80 UNITS	304.876543	44,451.00	44,451.43
WD050-WATER DIST #12	1,531.60 UNITS	257.091280	393,761.00	393,759.75
WD052-WATER DIST #13	404.20 UNITS	355.660564	143,758.00	143,757.40
WD053-WATER DIST #14	1,257.80 UNITS	401.886621	505,493.00	505,495.98
WD057-WATER DIST #18	85.80 UNITS	352.692308	30,261.00	30,260.83
WD060-WATER DIST 3 EXT 9	8.00 UNITS	687.560000	5,500.48	5,500.48
WD061-WATER DIST 3 EXT 12	49.8 UNITS	704.187551	35,068.54	35,068.69
WD062 -WATER DIST #1	88.4 UNITS	69.807692	6,171.00	6,171.18
WD063 - WATER DIST #3	209.8 UNITS	69.809342	14,646.00	14,646.03
WD064 -WATER DIST #4	135.4 UNITS	69.807976	9,452.00	9,452.05
WD065 - WATER DIST RCWSA	249 UNITS	69.811245	17,383.00	17,382.98
WD066 - WATER DIST #10	14 UNITS	69.857142	978.00	978.02
WD067 - WATER DIST #16	233 UNITS	69.806867	16,265.00	16,265.04
WD068 - WATER DIST #17	7.2 UNITS	69.722222	502.00	501.99
WD069 - WATER DIST #7	2.0 UNITS	70.000000	140.00	140.00
WD070 - WATER DIST #8	2.0 UNITS	70.000000	140.00	140.00
WD071 - WATER DIST #5 VAN ALLEN	259.0 UNITS	69.810810	18,081.00	18,080.97
WI055-WATER IMPROVEMNT DIST	337,919,261	0.889730	300,657.00	300,656.84
RS002-RETURNED CO. SEWER			104,941.16	104,941.16
RS004-WYNANTSKILL EXT			35,805.00	35,805.00
RW001- RETURNED TOWN WATER			134,802.95	134,802.95
RELEVIED SCHOOL TAXES			646,051.25	646,051.25
TOTAL			15,596,344.79	15,596,344.82
SURPLUS				0.03

**NORTH GREENBUSH**

HUDSON VALLEY COMMUNITY COLLEGE	377,797.94
OTHER COMMUNITY COLLEGES	18,014.99
ELECTION EXPENSES	138,386.94
TAX AND ASSESSMENT ROLLS	46,742.30
TOWN AND CITY ACCOUNT	<u>6,435.08</u>
TOTAL CHARGE BACKS	587,377.25



**PETERSBURGH**

HUDSON VALLEY COMMUNITY COLLEGE	52,790.87
OTHER COMMUNITY COLLEGES	6,031.99
ELECTION EXPENSES	12,941.13
TAX AND ASSESSMENT ROLLS	14,166.84
TOWN AND CITY ACCOUNT	<u>5.88</u>
TOTAL CHARGE BACKS	85,936.71



**PITTSTOWN**

HUDSON VALLEY COMMUNITY COLLEGE	204,182.30
OTHER COMMUNITY COLLEGE S	43,465.97
ELECTION EXPENSES	44,194.72
TAX AND ASSESSMENT ROLLS	23,974.78
TOWN AND CITY ACCOUNT	<u>-189.69</u>
TOTAL CHARGE BACKS	315,628.08



**POESTENKILL**

HUDSON VALLEY COMMUNITY COLLEGE	189,730.70
OTHER COMMUNITY COLLEGES	13,368.67
ELECTION EXPENSES	41,160.60
TAX AND ASSESSMENT ROLLS	22,146.73
TOWN AND CITY ACCOUNT	<u>-199.75</u>
TOTAL CHARGE BACKS	266,206.95



**SAND LAKE**

HUDSON VALLEY COMMUNITY COLLEGE	325,997.72
OTHER COMMUNITY COLLEGES	29,678.23
ELECTION EXPENSES	88,793.12
TAX AND ASSESSMENT ROLLS	36,063.89
TOWN AND CITY ACCOUNT	<u>-94.34</u>
TOTAL CHARGE BACKS	480,438.62



**SCHAGHTICOKE**

HUDSON VALLEY COMMUNITY COLLEGE	223,757.30
OTHER COMMUNITY COLLEGES	80,872.83
ELECTION EXPENSES	73,070.10
TAX AND ASSESSMENT ROLLS	33,159.59
TOWN AND CITY ACCOUNT	<u>-408.00</u>
TOTAL CHARGE BACKS	410,451.82

FINANCE COMMITTEE SLIP  
TOWN OF SCHODACK 2019

	VALUATION	RATE	AMOUNT TO BE RAISED	AMOUNT RAISED
N Y MANDATES COUNTY	1,132,037,532	6.126936	6,935,922.03	6,935,921.22
CHARGE BACKS COUNTY	1,132,037,532	0.619209	700,968.61	700,967.79
TOWN OF SCHODACK	1,132,037,532	3.389788	3,837,367.21	3,837,367.73
VILLAGE TAX RATE		10.135933		
HIGHWAY - SCHODACK	1,045,178,245	1.366340	1,428,069.59	1,428,070.20
SUB TOTAL		11.502273	12,902,327.44	12,902,326.94
SPECIAL DISTRICTS				
AS002-TN AMBULANCE DIST	1,203,636,821	0.196903	237,000.00	236,998.70
FD033-EAST SCHODACK FIRE	141,298,348	0.746317	105,453.00	105,453.35
FD034-SCHODACK F.P. DIST	74,046,433	0.675252	50,000.00	50,000.20
FD035-NASSAU LAKE WEST	147,152,420	0.981977	144,500.00	144,500.21
FD036-SCHODACK CENTER	215,245,451	0.557986	120,104.00	120,104.16
FD037-SCHODACK VALLEY	281,172,220	0.693799	195,077.00	195,076.88
FD038-SOUTH SCHODACK	198,978,431	0.887382	176,570.00	176,570.02
FD039-SCHODACK LANDING	56,228,681	1.888413	106,183.00	106,182.97
FD043-NASSAU FIRE DIST	5,650,439	0.763126	4,312.00	4,312.00
LT018-E. SCHODACK LIGHT	10,254,212	0.468100	4,800.00	4,799.98
LT019-SCHODACK LANDING	29,308,866	0.143301	4,200.00	4,200.00
LT020-MOREY PARK LIGHT	14,024,310	0.171131	2,400.00	2,400.04
SD030-SCHODACK SEWER #5 OLD	30.00 UNITS	170.466667	5,114.00	5,114.04
SD040-SCHODACK SEWER #8	77.0 UNITS	443.727272	34,167.00	34,167.15
SD042-SCHODACK SEWER #5 NEW	32.00 UNITS	419.750000	13,432.00	13,432.00
WD018-CLEARVIEW WATER #1	245.0 UNITS	142.579592	34,932.00	34,932.05
WD026-MAPLE CREST WATER #3	44.50 UNITS	564.157303	25,105.00	25,105.12
WD041-INGLEWOOD WATER #2A	33.50 UNITS	307.014925	10,285.00	10,284.84
WD056-SCHODACK WATER #8	245.25 UNITS	245.133537	60,119.00	60,118.67
WD058-ROUTE 20 WATER #9	185.25 UNITS	216.771929	40,157.00	40,156.89
WD101-CONSOL. WATER DIST.	911.5 UNITS	379.455842	345,874.00	345,875.24
RW001-RETURNED TN WATER			11,788.41	11,788.41
RS001-RETURNED TN SEWER			13,470.55	13,470.55
RELEVIED SCHOOL TAXES			1,042,160.17	1,042,160.17
RELEVIED VILLAGE TAXES	CASTLETON		40,977.45	40,977.45
	NASSAU		3,952.26	3,952.26
PR001-PRO RATED TAXES	DUE COUNTY		1,674.11	1,674.11
	DUE TOWN		1,084.20	1,084.20
TOTAL			15,737,218.59	15,737,218.60
SURPLUS				0.01

**SCHODACK**

HUDSON VALLEY COMMUNITY COLLEGE	406,497.30
OTHER COMMUNITY COLLEGES	77,051.56
ELECTION EXPENSES	138,174.25
TAX AND ASSESSMENT ROLLS	48,433.47
TOWN AND CITY ACCOUNT	<u>30,958.59</u>
TOTAL CHARGE BACKS	701,115.17



**STEPHENTOWN**

HUDSON VALLEY COMMUNITY COLLEGE	50,596.84
OTHER COMMUNITY COLLEGES	15,226.66
ELECTION EXPENSES	28,616.62
TAX AND ASSESSMENT ROLLS	19,598.64
TOWN AND CITY ACCOUNT	<u>-31.12</u>
TOTAL CHARGE BACKS	114,007.64

